

GROVE

VARIANTEN E.-TEILE ANHAENGERBETRIEB
 VARIANTS ELECTR.-PARTS, TRAILER CONTROL

BILDTAFEL
 PICTORIAL DISPLAY

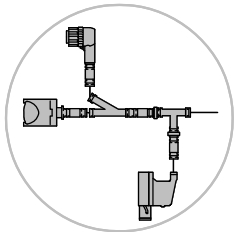
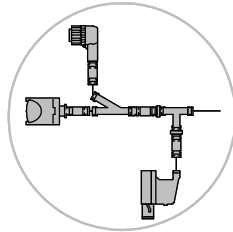
02.12

3151640-ETL B

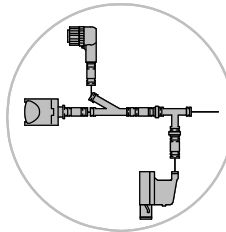
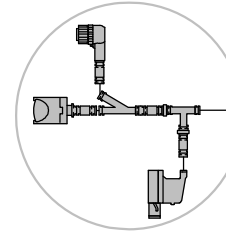
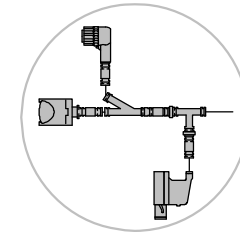
1/1

GMK 4100
BE 759
G 786

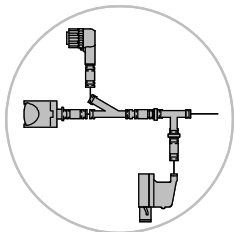
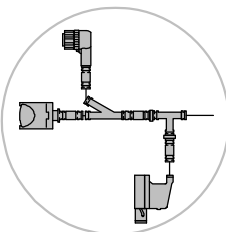
1

**(ABS)****24 V (Standard)**

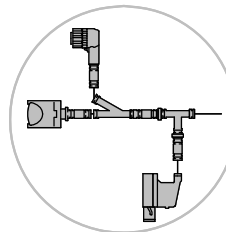
2

**(ABS)****24 V (Standard)****24 V (Zusatz, additional)**

3

**(ABS)**

4

**(ABS)**